


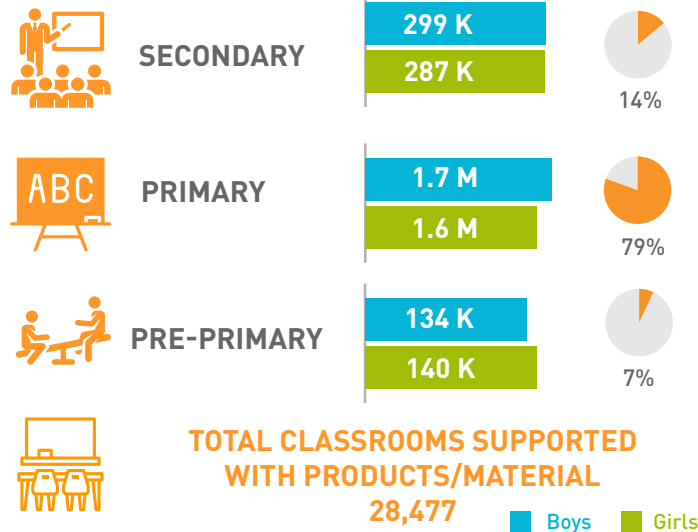


## EDUCATION IN EMERGENCIES & PROTRACTED CRISES RESPONSE

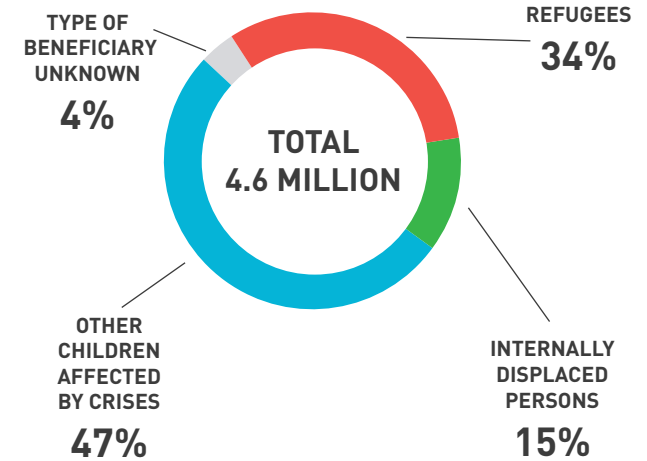
### TOTAL TEACHERS & CHILDREN REACHED\*



### CHILDREN REACHED BY LEVEL\*\*




### CHILDREN REACHED BY CATEGORY




## COVID-19 EDUCATION RESPONSE

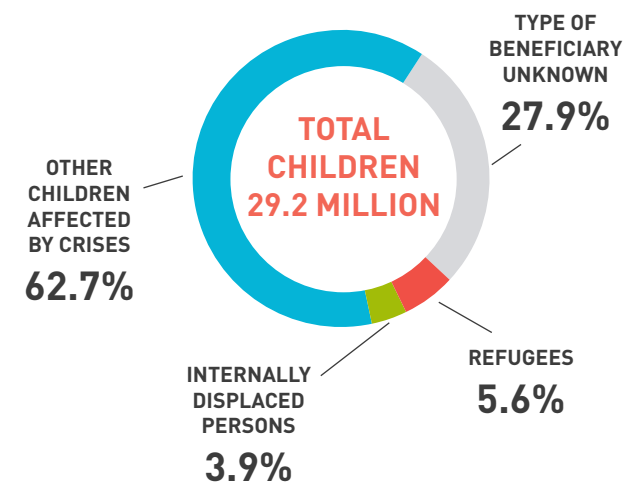
### TOTAL TEACHERS & CHILDREN REACHED\*\*\*



### CHILDREN REACHED BY LEVEL\*\*



### TOTAL CHILDREN BY CATEGORY

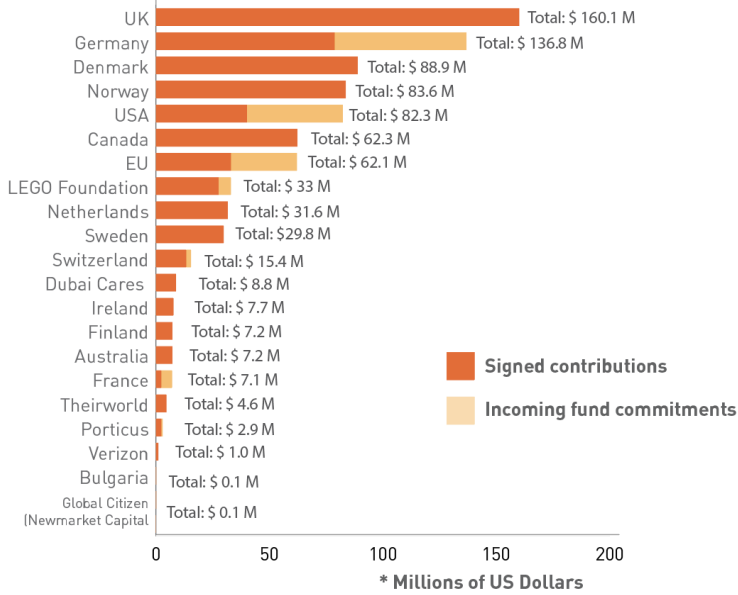


\* Children and adolescents are reached through a comprehensive approach with different types of assistance that are context specific (e.g. upgraded learning spaces, teachers trained or financially supported, learning materials, school feeding, MHPSS). Figures on the number of children and teachers are cumulative since inception.

\*\* Figures are based on 90% of children and adolescents reached with regular programmes and 98% of children and adolescents reached with COVID-19 related programmes for which grantees reported numbers of children and adolescents reached disaggregated by education levels. If one applies the same population group percentages to the figures for children and adolescents reached for which no disaggregated figures were reported by grantees, then a total of 320,000 pre-primary, 3.6 million primary, and 640,000 secondary education children and adolescents are reached totaling 4.57 million.

\*\*\* Children and adolescents are reached via targeted COVID-19 related interventions such as radio and other distance education, hygiene and social distance messaging, and products such as masks, soap, anti-bacterial fluids, as well as WASH facilities such as handwashing basins.

# CONTRIBUTIONS AND PLEDGES TO ECW PER DONOR



**\$832.7**  
MILLION

TOTAL RESOURCES MOBILIZED

\* Including receivables and pledges.



**\$1.032**  
BILLION

ECW & partners have leveraged US\$1.032B worth of programmes aligned with ECW MYRPs



**\$1.864**  
BILLION

TOTAL TRUST/LEVERAGED FUNDS MOBILIZED




**\$239**  
MILLION

TOTAL FUNDING GAP 2021/2023

	RESULT 2017	RESULT 2018	RESULT 2019	RESULT 2020
Number of children reached with ECW support	<b>0.7</b> MILLION	<b>1.4</b> MILLION	<b>3.5</b> MILLION	<b>4.6</b> MILLION
Resources mobilized for ECW trust fund and leveraged in MYRPs	<b>US\$173.5</b> MILLION <small>mobilized for ECW trust fund</small>	<b>US\$329.2</b> MILLION <small>mobilized for ECW trust fund</small>	<b>US\$712.6</b> MILLION <small>(US\$592.6 million for ECW trust fund + US\$120.0 million leveraged in six MYRPs)</small>	<b>US\$1,717.0</b> MILLION <small>US\$684.5 million mobilized for ECW trust fund + US\$1,032.5 million leveraged in 10 MYRPs)</small>
Number of grants	<b>42</b>	<b>70</b>	<b>139</b>	<b>167</b> <small>(256 including grants for COVID-19 interventions)</small>

**21**  
DONORS

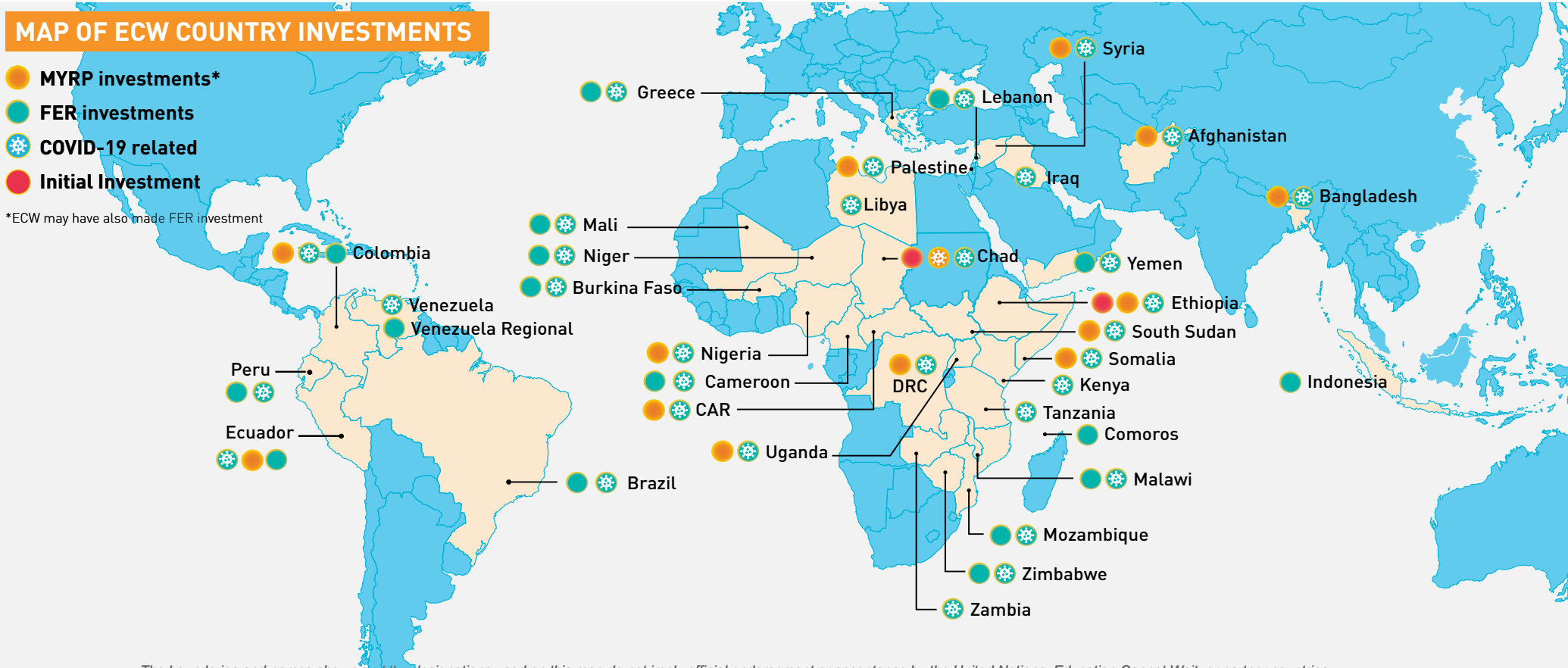
NUMBER OF MULTI-YEAR RESILIENCE PROGRAMMES



## MAP OF ECW COUNTRY INVESTMENTS

- MYRP investments\*
- FER investments
- COVID-19 related
- Initial Investment

\*ECW may have also made FER investment



The boundaries and names shown and the designations used on this map do not imply official endorsement or acceptance by the United Nations, Education Cannot Wait, or partner countries.