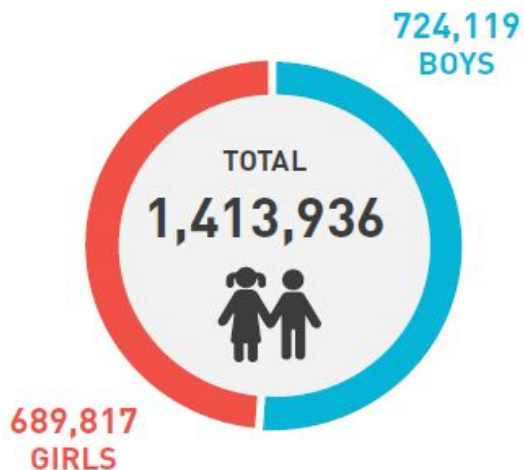




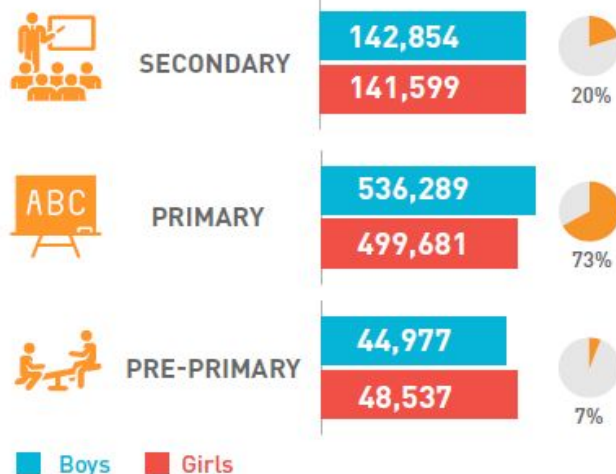
ExCom Meeting Berlin

17 June 2019

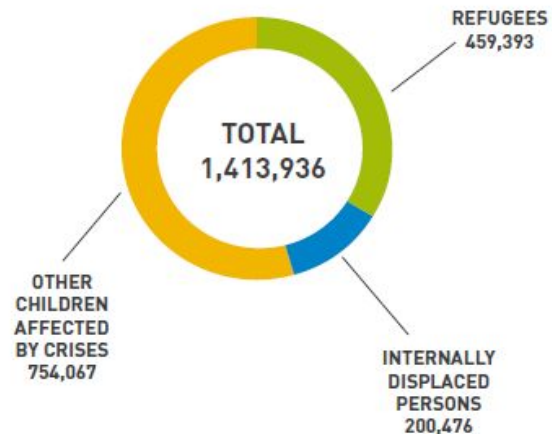
TOTAL CHILDREN REACHED*



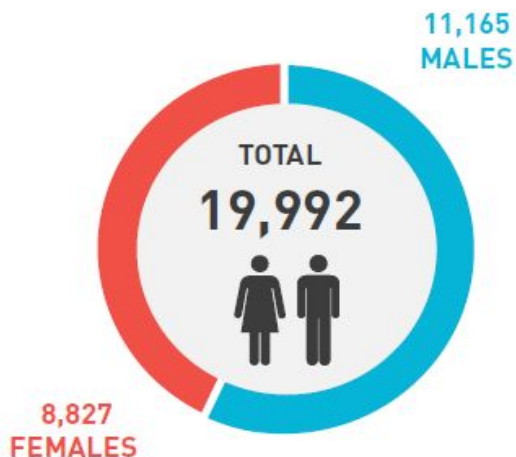
CHILDREN REACHED BY LEVEL**



CHILDREN REACHED BY CATEGORY**



TOTAL TEACHERS TRAINED



\$344
MILLION

TOTAL RESOURCES MOBILIZED



\$139.5 ***
MILLION

TOTAL FUNDS DISBURSED



15
DONORS

TOTAL NUMBER OF MULTI-YEAR RESILIENCE PROGRAMMES



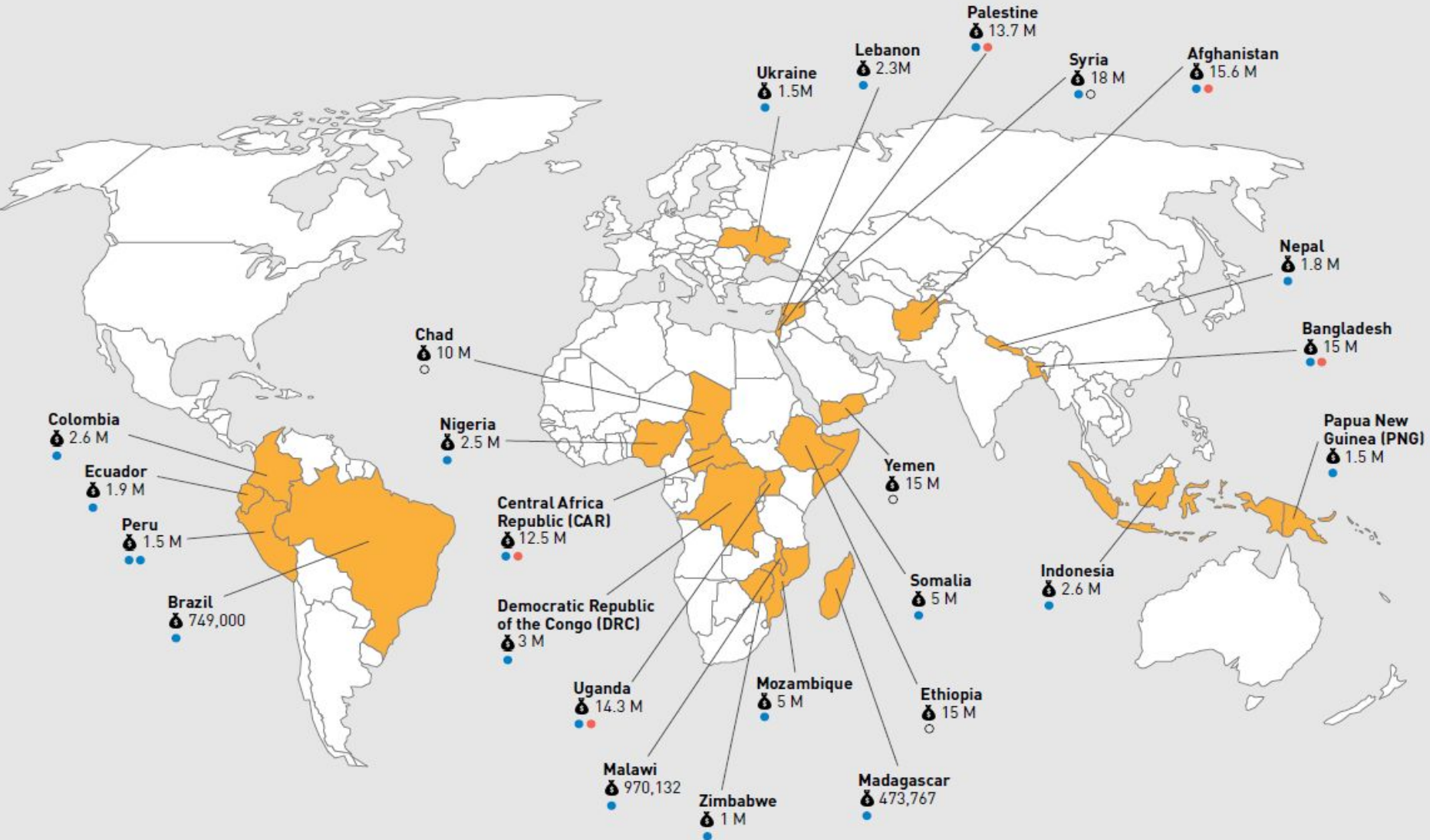
TOTAL NUMBER OF FIRST EMERGENCY RESPONSES



* Children are reached through a comprehensive approach with different types of assistance that are context-specific (e.g. upgraded learning spaces, teachers trained or financially supported, learning materials, school feeding, etc.). The total number of children reached does not include data for Yemen. Due to the highly complex nature of the crisis, about 1.3 million children in Yemen were supported to take end-of-cycle exams and received food rations. As this type of assistance is different from the assistance provided in other countries, beneficiaries are featured separately pending further aggregation of data.

** As some grantees have yet to submit fully disaggregated data on beneficiaries at country level, certain figures are estimates.

*** An additional \$85.2 million has been committed but not yet disbursed.









○ Initial Investment ● Multi-Year Resilience Programme
● First Emergency Response 💰 Total ECW investments per country in \$US (2017-2019)

The boundaries and names shown and the designations used on this map do not imply official endorsement or acceptance by the United Nations, Education Cannot Wait, or partner countries.

OCHA prioritization based on humanitarian need



Funding progress 			
Appeal [▲] _▼	Required (US\$m) [▲]	Funded (US\$m) [▲] _▼	Coverage (%) [▲] _▼
Syria Refugee Response and Resilience Plan (3RP) 2019	5,509.6	734.9	13.3%
Yemen 2019 	4,192.7	949.5	22.7%
Syria Humanitarian Response Plan 2019	3,317.1	646.9	19.5%
Democratic Republic of the Congo 2019 	1,653.7	302.5	18.3%
South Sudan 2019	1,507.4	467.7	31.0%
Ethiopia 2019 	1,313.6	190.1	14.5%
Sudan 2019	1,149.3	256.9	22.4%
Somalia 2019	1,077.5	234.2	21.7%
Nigeria 2019	847.7	221.2	26.1%
Regional Refugee and Migrant Response Plan (for Refugees and Migrants from Venezuela)	737.6	158.1	21.4%
Iraq 2019	701.2	138.3	19.7%
Afghanistan 2019 	611.8	142.2	23.2%
Chad 2019	476.6	112.9	23.7%
Mozambique Humanitarian Response Plan 2019	440.9	148.5	33.7%
Central African Republic 2019 	430.7	144.3	33.5%
Niger 2019	383.1	59.2	15.4%
occupied Palestinian territory 2019 (part of 2018-2020 HRP)	350.6	91.1	26.0%
Cameroon 2019	298.9	46.1	15.4%
Mali 2019	296.5	64.7	21.8%
Zimbabwe Flash Appeal 2019	293.9	75.5	25.7%

Financial overview

	IN	OUT	BALANCE
FLows	Contributions Received Since Inception Contributions Received [T2] 266.9 Total <u>266.9</u>	Disbursements Since Inception Disbursements [T5] 139.5 Refund -0.1 Secretariat Expenses (2017 - 2018) 7.4 Trust Fund Fees 8.2 Total <u>155.0</u>	Net Assets (Funds Held in Trust) <u>111.9</u>
	+		
Agreed	Receivables 2019 [T2] <u>21.8</u> Receivables 2020-2022 [T2] <u>43.7</u>	Commitments and Funds Set Aside (2019) First Emergency Response Reserve 17.7 Acceleration Facility Budget (2019) 5.4 Approved Commitments [T6] 17.2 Predictability Reserve (MYRP) [T6] 23.0 Secretariat Budget (2019) 8.3 Trust Fund Fees (2019, expected) 1.2 Total (2019) <u>72.8</u> Commitments and Set Aside 2020-2021 Approved Commitments [T6] 5.9 Predictability Reserve [T6] 6.5 Total (2020 - 2021) <u>12.4</u>	Funds Available for Programming (2019) <u>60.9</u> Funds Available for Programming (2020-2021) <u>31.3</u>
	+		
Planned	Pledges 2019 [T3] <u>2.4</u> Pledges 2020-2021 [T3] <u>0.0</u>	Planned Commitments (2019) Planned MYRP Commitments [T6] 63.0 FER Reserve 2019 (Replenishment) 26.9 Planned Set Aside to Predictability Reserve [T6] 51.0 Total <u>140.9</u> Planned Commitments (2020-2021) Planned MYRP Commitments 177.8 Planned Set Aside to Predictability Reserve 260.6 First Emergency Response Reserve 2020-2021 27.0 Acceleration Facility 16.5 Secretariat 2020-2021 17.9 Trust Fund Fees (expected) 5.5 Total <u>505.2</u>	Resource Mobilization Gap (2019) <u>77.7</u> Resource Mobilization Gap (2020 - 2021) <u>474.0</u>
	+		
	Total Contributions and Pledges* <u>334.7</u> NB: Country funds channeled through ECW Fund 10.0 Total 344.7		

What we are doing:

- 3 MYRPs approved, another 4 in development, 1 (DRC) pending.
- 10 FERs approved or under review, with 39 contracts for Grantees
- 10 AF proposals being developed
- 6 of 8 Recruitments processes have been finalized
- Independent Review Panel appointed and contracted
- Case for Investment and campaign launched
- Preparing ECW Replenishment Event for Education in Emergencies & Protracted Crisis at UNGA
- Operational Manual being reviewed