

Supporting country programmes: the MPTFO option

Why country-level pooled funds?

- By establishing pooled funds at country level, the ECW can play a catalytic role and leverage additional resources.
- Country-specific contributions made by donors can be managed together with ECW resources, maximizing programme coherence and impact.
- Country-level pooled funds can further strengthen country-level multi-stakeholder partnerships fostered by coherent programming frameworks for education in emergencies.

MPTF Office: UN center of expertise

The MPTFO is the UN center of expertise on pooled funding mechanisms:

- **Cumulative portfolio of \$10 billion** since 2004 (\$810m deposited in 2017)
- **Administered more than 150 Funds** (Multi-Donor Trust Funds and Joint Programmes) in **more than 100 countries** since its creation supporting development, transition, humanitarian or climate programmes.
- Contributions have been received from **over 100 contributors** and transfers made to **more than 60 different recipients** including UN organizations, WB, NGOs and national governments.

The MPTFO is housed by UNDP (firewalled) and acts as a **neutral Trustee** (no conflict of interest as it does not implement programmes)

Key advantages of working with MPTFO for country solutions

- Use of the UNDG legal framework accepted by all partners.
- Availability of additional innovative solutions to transfer funds to national governments and NGOs.
- Efficient procedures (transfer of funds in 3 to 5 days, standardized reporting, etc).
- Extensive experience in partnering with multilateral partners on financing strategies and aid architectures (in particular World Bank and EC)



MPTFO Gateway: real time access to financial data on commitments, deposits and transfers














Real-Time Commitments and Deposits

Refresh

▼ 2004 ▼ to ▼ 2021 ▼

All amounts in US\$

Records:  

Contributor/Partner	# of Funds/JPs	Commitments (real-time)	Deposits (real-time)	Deposit rate (real-time)
 DEPARTMENT FOR INT'L DEVELOPMENT (DFID)	39	2,361,607,058	2,308,796,908	97.76%
 NORWAY, Government of	56	1,294,698,010	1,102,348,959	85.14%
 SPAIN, Government of	26	1,143,932,678	1,143,932,678	100.00%
 SWEDISH INT'L DEVELOPMENT COOPERATION	36	948,299,624	889,912,680	93.84%
 EUROPEAN UNION	11	775,654,725	741,878,675	95.65%
 NETHERLANDS, Government of	40	747,224,440	747,224,440	100.00%
 JAPAN, Government of	9	447,620,030	447,620,030	100.00%
 DENMARK, Government of	29	284,523,479	281,961,959	99.10%
 Expanded DaO Funding Window	19	281,739,000	281,739,000	100.00%
 GERMANY, Government of	23	241,201,648	240,272,496	99.61%
 IRISH AID	17	240,922,095	230,988,688	95.88%
 CANADIAN INTERNATIONAL DEVELOPMENT AGENC	11	221,972,332	221,972,332	100.00%
 SWEDEN, Government of	14	205,075,561	194,550,438	94.87%
 AUSTRALIA, Government of	13	186,770,153	181,694,309	97.28%
INTERNATIONAL DEVELOPMENT ASSOCIATION	1	167,580,000	167,580,000	100.00%
 Australian Agency for Int'l Development	15	148,268,124	148,268,124	100.00%